

<b>Series:</b> <b>KTV</b>	<b>Discharge Bore:</b> <b>50·80(100)mm</b>	<b>Motor Output / Pole:</b> <b>0.75 - 5.5kW / 2-pole</b>
------------------------------	---	---



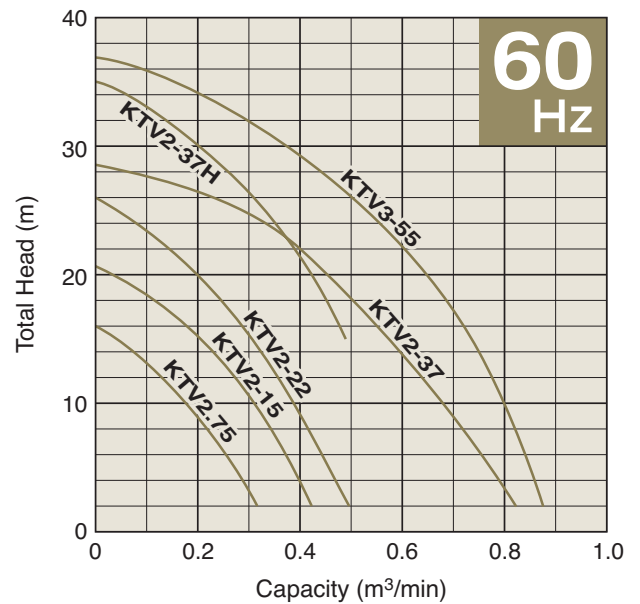
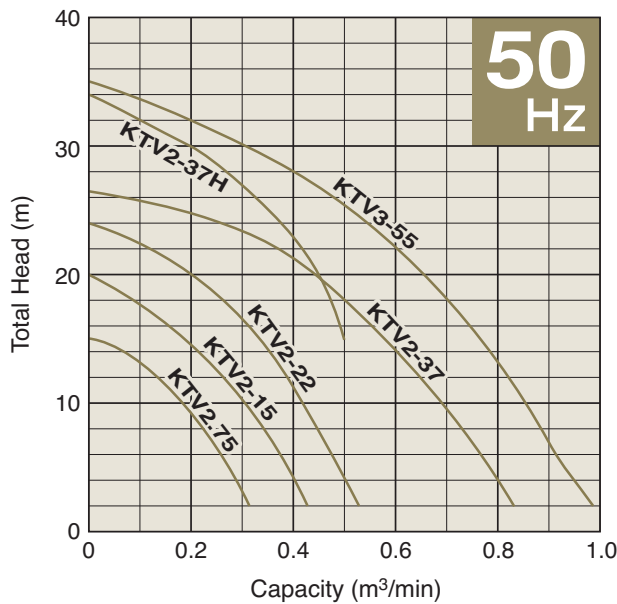
The KTV-series is a submersible three-phase portable drainage pump. The pump body is made of die-casted aluminium alloy, which is extremely advantageous in terms of portability. The sleeves that protect the pump casing, oil casing and water passages are made of synthetic rubber as a consideration against wear. The top discharge, side flow design assures efficient motor cooling even when it operates with its motor exposed to air. The slim design allows the pump to be placed in a confined space.

**Selection Table**

Model	Discharge Bore mm	Motor Output kW	Phase	Starting Method	Pole	Dry Weight kg
KTV2.75	50	0.75	3-phase	Direct on Line	2	12.5
KTV2-15	50(80)	1.5	3-phase	Direct on Line	2	21
KTV2-22	50(80)	2.2	3-phase	Direct on Line	2	23
KTV2-37H	50	3.7	3-phase	Direct on Line	2	36
KTV2-37	80(100)	3.7	3-phase	Direct on Line	2	36
KTV3-55	80(100)	5.5	3-phase	Direct on Line	2	47

● Discharge bore in parentheses available on special request.

**Performance Curves**



SPECIFICATIONS	Model	KTV2.75	
		KTV-series 0.75kW, 3-phase	

<p><b>Type of Pump</b> Submersible drainage pump for construction and foundation works, floodwater drainage, etc.</p> <p><b>Die-casted Aluminium Alloy Body &amp; Wear-resistant Synthetic Rubber</b> Provide a great advantage in terms of portability. The pump body is made of die-casted aluminium alloy. The sleeves that protect the pump casing, oil casing and water passages are made of synthetic rubber, thus eliminating worries about durability and wear.</p> <p><b>Type of Fluid</b> Stormwater, groundwater, wash water, and sand-carrying water</p> <p>Temperature: 0 to 40°C</p> <p><b>Discharge Bore &amp; Connection</b> 50mm, Hose Coupling</p> <p><b>Motor Output</b> 0.75kW</p> <p><b>Power Supply</b> Three-phase</p> <p><b>Starting Method</b> Direct on Line</p> <p><b>Motor</b> Continuous-duty rated, dry-type induction motor</p> <p>Insulation Class: E Degree of Protection: IP68</p> <p>No. of Poles &amp; Speed (Synchronous Speed) 2-pole, 3000/3600min<sup>-1</sup> (50/60Hz)</p> <p>Power Supply Voltages &amp; Rated Currents</p> <table border="0"> <tr> <td>50Hz</td> <td>60Hz</td> </tr> <tr> <td>380V – 2.0A</td> <td>220V – 3.6A</td> </tr> <tr> <td>400V – 2.2A</td> <td>380V – 1.9A</td> </tr> <tr> <td>415V – 2.2A</td> <td>440V – 1.7A</td> </tr> </table> <p><b>Power Cable</b> Sheath: PVC Standard Length: 5m 200 to 600V supply: 1 x 4 x 1.25mm<sup>2</sup>, O.D. 11.1mm</p> <p><b>Dry Weight (excluding cable)</b> 12.5kg</p>	50Hz	60Hz	380V – 2.0A	220V – 3.6A	400V – 2.2A	380V – 1.9A	415V – 2.2A	440V – 1.7A	<p><b>Impeller</b> Vortex impeller deigned for “high-gap structure”, made of urethane rubber</p> <p>Solids Passage 50Hz – <math>\phi</math>8.5mm 60Hz – <math>\phi</math>8.5mm</p> <p><b>Cable Entry with Anti-Wicking Block</b> Watertight cable entry with strain-relief device. The anti-wicking block prevents water incursion due to capillary action should the power cable be damaged or the end submerged.</p> <p><b>Bearing</b> Permanently lubricated, deep-groove, double-shielded C3 ball bearings</p> <p><b>Shaft</b> 420 stainless steel</p> <p><b>Shaft Seal (Mechanical Seal)</b> Furnished with a double-face mechanical seal located in oil chamber. Both upper and lower seal faces always run in a clean environment.</p> <p>Upper Seal Face: Ceramic + Carbon Lower Seal Face: SiC + Ceramic</p> <p><b>V-Ring</b> Used as a “Dust Seal”, it protects the mechanical seal from abrasive particles.</p> <p><b>OIL LIFTER</b> Equipped in oil chamber. It forcibly supplies lubricating oil to the mechanical seal and continues to supply the oil to the upper seal faces even if lubricant falls below the rated volume.</p> <p>Type of Lubricating Oil &amp; Volume Turbine Oil (ISO VG32), 150ml</p> <p><b>Motor Protection Device</b> A circle thermal protector built in the motor housing. Directly cuts the motor circuit if excessive heat builds up or an overcurrent condition occurs in the motor.</p>
50Hz	60Hz								
380V – 2.0A	220V – 3.6A								
400V – 2.2A	380V – 1.9A								
415V – 2.2A	440V – 1.7A								

**Optional Accessory**

**Male Threaded Coupling**

SPECIFICATIONS	Model	KTV2-15							
		KTV-series 1.5kW, 3-phase							
<p><b>Type of Pump</b> Submersible drainage pump for construction and foundation works, floodwater drainage, etc.</p> <p><b>Die-casted Aluminium Alloy Body &amp; Wear-resistant Synthetic Rubber</b> Provide a great advantage in terms of portability. The pump body is made of die-casted aluminium alloy. The sleeves that protect the pump casing, oil casing and water passages are made of synthetic rubber, thus eliminating worries about durability and wear.</p> <p><b>Type of Fluid</b> Stormwater, groundwater, wash water, and sand-carrying water</p> <p>Temperature: 0 to 40°C</p> <p><b>Discharge Bore &amp; Connection</b> 50mm, Hose Coupling (80mm discharge bore available on special request)</p> <p><b>Motor Output</b> 1.5kW</p> <p><b>Power Supply</b> Three-phase</p> <p><b>Starting Method</b> Direct on Line</p> <p><b>Motor</b> Continuous-duty rated, dry-type induction motor</p> <p>Insulation Class: E Degree of Protection: IP68</p> <p>No. of Poles &amp; Speed (Synchronous Speed) 2-pole, 3000/3600min<sup>-1</sup> (50/60Hz)</p> <p>Power Supply Voltages &amp; Rated Currents</p> <table border="0"> <tr> <td>50Hz</td> <td>60Hz</td> </tr> <tr> <td>380V – 3.4A</td> <td>220V – 5.6A</td> </tr> <tr> <td>400V – 3.3A</td> <td>380V – 3.3A</td> </tr> <tr> <td>415V – 3.2A</td> <td>440V – 2.8A</td> </tr> </table> <p><b>Power Cable</b> Sheath: PVC Standard Length: 8m 200 to 600V supply: 1 x 4 x 1.25mm<sup>2</sup>, O.D. 11.1mm</p> <p><b>Dry Weight (excluding cable)</b> 21kg</p>	50Hz	60Hz	380V – 3.4A	220V – 5.6A	400V – 3.3A	380V – 3.3A	415V – 3.2A	440V – 2.8A	<p><b>Impeller</b> Vortex impeller deigned for “high-gap structure”, made of ductile cast iron</p> <p>Solids Passage 50Hz – <math>\phi</math>8.5mm 60Hz – <math>\phi</math>8.5mm</p> <p><b>Protection Plate</b> Made of 304 stainless steel, protect the oil casing made of aluminium alloy die casting from abrasive particles.</p> <p><b>Cable Entry with Anti-Wicking Block</b> Watertight cable entry with strain-relief device. The anti-wicking block prevents water incursion due to capillary action should the power cable be damaged or the end submerged.</p> <p><b>Bearing</b> Permanently lubricated, deep-groove, double-shielded C3 ball bearings</p> <p><b>Shaft</b> 403 stainless steel</p> <p><b>Shaft Seal (Mechanical Seal)</b> Furnished with a double-face mechanical seal located in oil chamber. Both upper and lower seal faces always run in a clean environment.</p> <p>Upper Seal Face: SiC + SiC Lower Seal Face: SiC + SiC</p> <p><b>V-Ring</b> Used as a “Dust Seal”, it protects the mechanical seal from abrasive particles.</p> <p><b>OIL LIFTER</b> Equipped in oil chamber. It forcibly supplies lubricating oil to the mechanical seal and continues to supply the oil to the upper seal faces even if lubricant falls below the rated volume.</p> <p>Type of Lubricating Oil &amp; Volume Turbine Oil (ISO VG32), 270ml</p> <p><b>Motor Protection Device</b> A circle thermal protector built in the motor housing. Directly cuts the motor circuit if excessive heat builds up or an overcurrent condition occurs in the motor.</p>
50Hz	60Hz								
380V – 3.4A	220V – 5.6A								
400V – 3.3A	380V – 3.3A								
415V – 3.2A	440V – 2.8A								
<p><b>Optional Accessory</b></p> <p><b>Male Threaded Coupling</b></p>									
<b>TSURUMI MANUFACTURING CO., LTD.</b>									

SPECIFICATIONS	Model	KTV-series									
		2.2kW, 3-phase									
<p><b>Type of Pump</b> Submersible drainage pump for construction and foundation works, floodwater drainage, etc.</p> <p><b>Die-casted Aluminium Alloy Body &amp; Wear-resistant Synthetic Rubber</b> Provide a great advantage in terms of portability. The pump body is made of die-casted aluminium alloy. The sleeves that protect the pump casing, oil casing and water passages are made of synthetic rubber, thus eliminating worries about durability and wear.</p> <p><b>Type of Fluid</b> Stormwater, groundwater, wash water, and sand-carrying water</p> <p>Temperature: 0 to 40°C</p> <p><b>Discharge Bore &amp; Connection</b> 50mm, Hose Coupling (80mm discharge bore available on special request)</p> <p><b>Motor Output</b> 2.2kW</p> <p><b>Power Supply</b> Three-phase</p> <p><b>Starting Method</b> Direct on Line</p> <p><b>Motor</b> Continuous-duty rated, dry-type induction motor</p> <p>Insulation Class: E Degree of Protection: IP68</p> <p>No. of Poles &amp; Speed (Synchronous Speed) 2-pole, 3000/3600min<sup>-1</sup> (50/60Hz)</p> <p>Power Supply Voltages &amp; Rated Currents</p> <table border="0"> <tr> <td>50Hz</td> <td>60Hz</td> </tr> <tr> <td>380V – 4.4A</td> <td>220V – 7.6A</td> </tr> <tr> <td>400V – 4.3A</td> <td>380V – 4.3A</td> </tr> <tr> <td>415V – 4.2A</td> <td>440V – 3.8A</td> </tr> </table> <p><b>Power Cable</b> Sheath: PVC Standard Length: 8m 200 to 600V supply: 1 x 4 x 1.25mm<sup>2</sup>, O.D. 11.1mm</p> <p><b>Dry Weight (excluding cable)</b> 23kg</p>		50Hz	60Hz	380V – 4.4A	220V – 7.6A	400V – 4.3A	380V – 4.3A	415V – 4.2A	440V – 3.8A	<p><b>Impeller</b> Vortex impeller deigned for “high-gap structure”, made of ductile cast iron</p> <p>Solids Passage 50Hz – <math>\phi</math>8.5mm 60Hz – <math>\phi</math>8.5mm</p> <p><b>Protection Plate</b> Made of 304 stainless steel, protect the oil casing made of aluminium alloy die casting from abrasive particles.</p> <p><b>Cable Entry with Anti-Wicking Block</b> Watertight cable entry with strain-relief device. The anti-wicking block prevents water incursion due to capillary action should the power cable be damaged or the end submerged.</p> <p><b>Bearing</b> Permanently lubricated, deep-groove, double-shielded C3 ball bearings</p> <p><b>Shaft</b> 403 stainless steel</p> <p><b>Shaft Seal (Mechanical Seal)</b> Furnished with a double-face mechanical seal located in oil chamber. Both upper and lower seal faces always run in a clean environment.</p> <p>Upper Seal Face: SiC + SiC Lower Seal Face: SiC + SiC</p> <p><b>V-Ring</b> Used as a “Dust Seal”, it protects the mechanical seal from abrasive particles.</p> <p><b>OIL LIFTER</b> Equipped in oil chamber. It forcibly supplies lubricating oil to the mechanical seal and continues to supply the oil to the upper seal faces even if lubricant falls below the rated volume.</p> <p>Type of Lubricating Oil &amp; Volume Turbine Oil (ISO VG32), 270ml</p> <p><b>Motor Protection Device</b> A circle thermal protector built in the motor housing. Directly cuts the motor circuit if excessive heat builds up or an overcurrent condition occurs in the motor.</p>	
50Hz	60Hz										
380V – 4.4A	220V – 7.6A										
400V – 4.3A	380V – 4.3A										
415V – 4.2A	440V – 3.8A										
<p><b>Optional Accessory</b></p> <p><b>Male Threaded Coupling</b></p>											
<b>TSURUMI MANUFACTURING CO., LTD.</b>											

SPECIFICATIONS	Model	KTV2-37H	
		KTV-series 3.7kW, 3-phase	

<p><b>Type of Pump</b> Submersible drainage pump for construction and foundation works, floodwater drainage, etc.</p> <p><b>Die-casted Aluminium Alloy Body &amp; Wear-resistant Synthetic Rubber</b> Provide a great advantage in terms of portability. The pump body is made of die-casted aluminium alloy. The sleeves that protect the pump casing, oil casing and water passages are made of synthetic rubber, thus eliminating worries about durability and wear.</p> <p><b>Type of Fluid</b> Stormwater, groundwater, wash water, and sand-carrying water</p> <p>Temperature: 0 to 40°C</p> <p><b>Discharge Bore &amp; Connection</b> 50mm, Hose Coupling</p> <p><b>Motor Output</b> 3.7kW</p> <p><b>Power Supply</b> Three-phase</p> <p><b>Starting Method</b> Direct on Line</p> <p><b>Motor</b> Continuous-duty rated, dry-type induction motor</p> <p>Insulation Class: E Degree of Protection: IP68</p> <p>No. of Poles &amp; Speed (Synchronous Speed) 2-pole, 3000/3600min<sup>-1</sup> (50/60Hz)</p> <p>Power Supply Voltages &amp; Rated Currents</p> <table border="0"> <tr> <td>50Hz</td> <td>60Hz</td> </tr> <tr> <td>380V – 8.6A</td> <td>220V – 13.0A</td> </tr> <tr> <td>400V – 7.4A</td> <td>380V – 8.0A</td> </tr> <tr> <td>415V – 7.4A</td> <td>440V – 6.5A</td> </tr> </table> <p><b>Power Cable</b> Sheath: Chloroprene rubber Standard Length: 8m 200 to 600V supply: 1 x 4 x 2.0mm<sup>2</sup>, O.D. 14.4mm</p> <p><b>Dry Weight (excluding cable)</b> 36kg</p>	50Hz	60Hz	380V – 8.6A	220V – 13.0A	400V – 7.4A	380V – 8.0A	415V – 7.4A	440V – 6.5A	<p><b>Impeller</b> Vortex impeller deigned for “high-gap structure”, made of ductile cast iron</p> <p>Solids Passage 50Hz – <math>\phi</math>8.5mm 60Hz – <math>\phi</math>8.5mm</p> <p><b>Protection Plate</b> Made of 304 stainless steel, protect the oil casing made of aluminium alloy die casting from abrasive particles.</p> <p><b>Cable Entry with Anti-Wicking Block</b> Watertight cable entry with strain-relief device. The anti-wicking block prevents water incursion due to capillary action should the power cable be damaged or the end submerged.</p> <p><b>Bearing</b> Permanently lubricated, deep-groove, double-shielded C3 ball bearings</p> <p><b>Shaft</b> 403 stainless steel</p> <p><b>Shaft Seal (Mechanical Seal)</b> Furnished with a double-face mechanical seal located in oil chamber. Both upper and lower seal faces always run in a clean environment.</p> <p>Upper Seal Face: SiC + SiC Lower Seal Face: SiC + SiC</p> <p><b>V-Ring</b> Used as a “Dust Seal”, it protects the mechanical seal from abrasive particles.</p> <p><b>OIL LIFTER</b> Equipped in oil chamber. It forcibly supplies lubricating oil to the mechanical seal and continues to supply the oil to the upper seal faces even if lubricant falls below the rated volume.</p> <p>Type of Lubricating Oil &amp; Volume Turbine Oil (ISO VG32), 400ml</p> <p><b>Motor Protection Device</b> A circle thermal protector built in the motor housing. Directly cuts the motor circuit if excessive heat builds up or an overcurrent condition occurs in the motor.</p>
50Hz	60Hz								
380V – 8.6A	220V – 13.0A								
400V – 7.4A	380V – 8.0A								
415V – 7.4A	440V – 6.5A								

**Optional Accessory**

**Male Threaded Coupling**

SPECIFICATIONS	Model	KTV2-37									
		KTV-series 3.7kW, 3-phase									
<p><b>Type of Pump</b> Submersible drainage pump for construction and foundation works, floodwater drainage, etc.</p> <p><b>Die-casted Aluminium Alloy Body &amp; Wear-resistant Synthetic Rubber</b> Provide a great advantage in terms of portability. The pump body is made of die-casted aluminium alloy. The sleeves that protect the pump casing, oil casing and water passages are made of synthetic rubber, thus eliminating worries about durability and wear.</p> <p><b>Type of Fluid</b> Stormwater, groundwater, wash water, and sand-carrying water</p> <p>Temperature: 0 to 40°C</p> <p><b>Discharge Bore &amp; Connection</b> 80mm, Hose Coupling (100mm discharge bore available on special request)</p> <p><b>Motor Output</b> 3.7kW</p> <p><b>Power Supply</b> Three-phase</p> <p><b>Starting Method</b> Direct on Line</p> <p><b>Motor</b> Continuous-duty rated, dry-type induction motor</p> <p>Insulation Class: E Degree of Protection: IP68</p> <p>No. of Poles &amp; Speed (Synchronous Speed) 2-pole, 3000/3600min<sup>-1</sup> (50/60Hz)</p> <p>Power Supply Voltages &amp; Rated Currents</p> <table border="0"> <tr> <td>50Hz</td> <td>60Hz</td> </tr> <tr> <td>380V – 8.6A</td> <td>220V – 13.0A</td> </tr> <tr> <td>400V – 7.4A</td> <td>380V – 8.0A</td> </tr> <tr> <td>415V – 7.4A</td> <td>440V – 6.5A</td> </tr> </table> <p><b>Power Cable</b> Sheath: Chloroprene rubber Standard Length: 8m 200 to 600V supply: 1 x 4 x 2.0mm<sup>2</sup>, O.D. 14.4mm</p> <p><b>Dry Weight (excluding cable)</b> 36kg</p>		50Hz	60Hz	380V – 8.6A	220V – 13.0A	400V – 7.4A	380V – 8.0A	415V – 7.4A	440V – 6.5A	<p><b>Impeller</b> Vortex impeller deigned for “high-gap structure”, made of ductile cast iron</p> <p>Solids Passage 50Hz – <math>\phi</math>8.5mm 60Hz – <math>\phi</math>8.5mm</p> <p><b>Protection Plate</b> Made of 304 stainless steel, protect the oil casing made of aluminium alloy die casting from abrasive particles.</p> <p><b>Cable Entry with Anti-Wicking Block</b> Watertight cable entry with strain-relief device. The anti-wicking block prevents water incursion due to capillary action should the power cable be damaged or the end submerged.</p> <p><b>Bearing</b> Permanently lubricated, deep-groove, double-shielded C3 ball bearings</p> <p><b>Shaft</b> 403 stainless steel</p> <p><b>Shaft Seal (Mechanical Seal)</b> Furnished with a double-face mechanical seal located in oil chamber. Both upper and lower seal faces always run in a clean environment.</p> <p>Upper Seal Face: SiC + SiC Lower Seal Face: SiC + SiC</p> <p><b>V-Ring</b> Used as a “Dust Seal”, it protects the mechanical seal from abrasive particles.</p> <p><b>OIL LIFTER</b> Equipped in oil chamber. It forcibly supplies lubricating oil to the mechanical seal and continues to supply the oil to the upper seal faces even if lubricant falls below the rated volume.</p> <p>Type of Lubricating Oil &amp; Volume Turbine Oil (ISO VG32), 400ml</p> <p><b>Motor Protection Device</b> A circle thermal protector built in the motor housing. Directly cuts the motor circuit if excessive heat builds up or an overcurrent condition occurs in the motor.</p>	
50Hz	60Hz										
380V – 8.6A	220V – 13.0A										
400V – 7.4A	380V – 8.0A										
415V – 7.4A	440V – 6.5A										
<p><b>Optional Accessory</b></p> <p><b>Male Threaded Coupling</b></p>											
<b>TSURUMI MANUFACTURING CO., LTD.</b>											

SPECIFICATIONS	Model	KTV3-55									
		KTV-series 5.5kW, 3-phase									
<p><b>Type of Pump</b> Submersible drainage pump for construction and foundation works, floodwater drainage, etc.</p> <p><b>Die-casted Aluminium Alloy Body &amp; Wear-resistant Synthetic Rubber</b> Provide a great advantage in terms of portability. The pump body is made of die-casted aluminium alloy. The sleeves that protect the pump casing, oil casing and water passages are made of synthetic rubber, thus eliminating worries about durability and wear.</p> <p><b>Type of Fluid</b> Stormwater, groundwater, wash water, and sand-carrying water</p> <p>Temperature: 0 to 40°C</p> <p><b>Discharge Bore &amp; Connection</b> 80mm, Hose Coupling (100mm discharge bore available on special request)</p> <p><b>Motor Output</b> 5.5kW</p> <p><b>Power Supply</b> Three-phase</p> <p><b>Starting Method</b> Direct on Line</p> <p><b>Motor</b> Continuous-duty rated, dry-type induction motor</p> <p>Insulation Class: E Degree of Protection: IP68</p> <p>No. of Poles &amp; Speed (Synchronous Speed) 2-pole, 3000/3600min<sup>-1</sup> (50/60Hz)</p> <p>Power Supply Voltages &amp; Rated Currents</p> <table border="0"> <tr> <td>50Hz</td> <td>60Hz</td> </tr> <tr> <td>380V – 11.6A</td> <td>220V – 19.5A</td> </tr> <tr> <td>400V – 11.0A</td> <td>380V – 11.7A</td> </tr> <tr> <td>415V – 10.6A</td> <td>440V – 10.0A</td> </tr> </table> <p><b>Power Cable</b> Sheath: Chloroprene rubber Standard Length: 8m 200 to 600V supply: 1 x 4 x 3.5mm<sup>2</sup>, O.D. 16.8mm</p> <p><b>Dry Weight (excluding cable)</b> 47kg</p>		50Hz	60Hz	380V – 11.6A	220V – 19.5A	400V – 11.0A	380V – 11.7A	415V – 10.6A	440V – 10.0A	<p><b>Impeller</b> Vortex impeller deigned for “high-gap structure”, made of ductile cast iron</p> <p>Solids Passage 50Hz – <math>\phi</math>8.5mm 60Hz – <math>\phi</math>8.5mm</p> <p><b>Protection Plate</b> Made of 304 stainless steel, protect the oil casing made of aluminium alloy die casting from abrasive particles.</p> <p><b>Cable Entry with Anti-Wicking Block</b> Watertight cable entry with strain-relief device. The anti-wicking block prevents water incursion due to capillary action should the power cable be damaged or the end submerged.</p> <p><b>Bearing</b> Permanently lubricated, deep-groove, double-shielded C3 ball bearings</p> <p><b>Shaft</b> 403 stainless steel</p> <p><b>Shaft Seal (Mechanical Seal)</b> Furnished with a double-face mechanical seal located in oil chamber. Both upper and lower seal faces always run in a clean environment.</p> <p>Upper Seal Face: SiC + SiC Lower Seal Face: SiC + SiC</p> <p><b>V-Ring</b> Used as a “Dust Seal”, it protects the mechanical seal from abrasive particles.</p> <p><b>OIL LIFTER</b> Equipped in oil chamber. It forcibly supplies lubricating oil to the mechanical seal and continues to supply the oil to the upper seal faces even if lubricant falls below the rated volume.</p> <p>Type of Lubricating Oil &amp; Volume Turbine Oil (ISO VG32), 680ml</p> <p><b>Motor Protection Device</b> A circle thermal protector built in the motor housing. Directly cuts the motor circuit if excessive heat builds up or an overcurrent condition occurs in the motor.</p>	
50Hz	60Hz										
380V – 11.6A	220V – 19.5A										
400V – 11.0A	380V – 11.7A										
415V – 10.6A	440V – 10.0A										
<p><b>Optional Accessory</b></p> <p><b>Male Threaded Coupling</b></p>											
<b>TSURUMI MANUFACTURING CO., LTD.</b>											



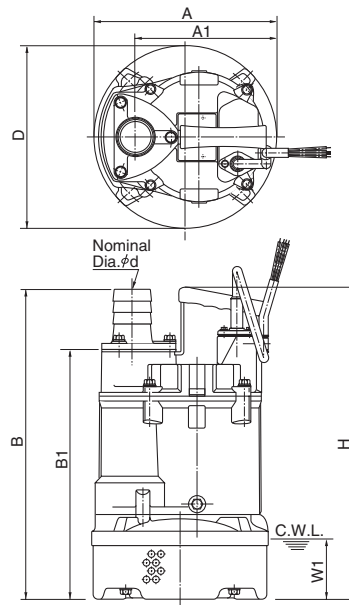
**DIMENSIONS**

Model

**KTV2.75 to KTV3-55**

**KTV-series**

**50·80mm**



C. W. L. : Continuous Running Water Level

Unit: mm

Model	d	A	A1	B	B1	D	H	W1
KTV2.75	50	200	155	360	286	200	374	65
KTV2-15	50(80)	240	187	392	310	240	395	80
KTV2-22	50(80)	240	187	412	330	240	415	80
KTV2-37H	50	285	211	510	387	285	510	90
KTV2-37	80(100)	285	211	510	387	285	510	90
KTV3-55	80(100)	300	229	545	422	300	545	90