

Series: LB-A	Discharge Bore: 50(80)mm	Motor Output / Pole: 0.48·0.75kW / 2-pole
-------------------------------	---	--



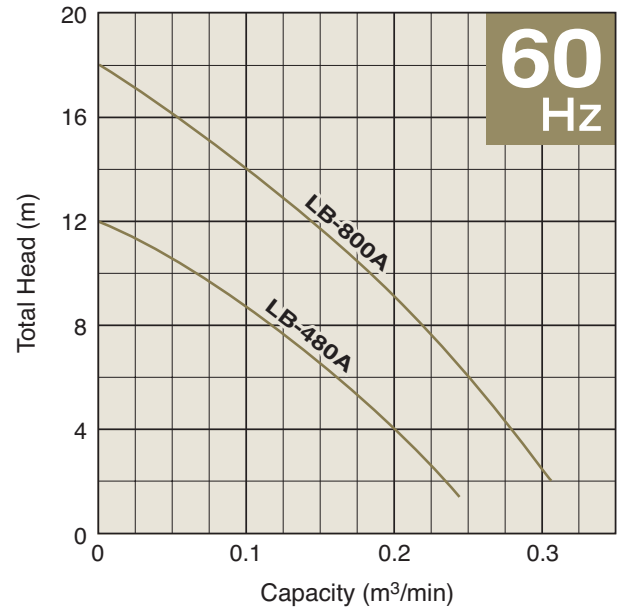
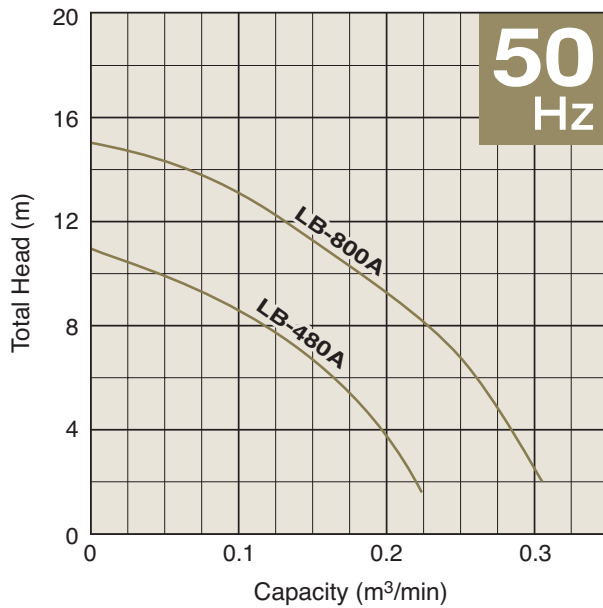
The LB-A-series is a submersible single-phase automatic portable drainage pump. An innovative electrode type relay unit attached to the pump automatically starts and stops the pump to eliminate dry-running. This mechanism greatly reduces power consumption and extends operating life. Though the pump is a single-phase unit, it has the durability equivalent to three-phase drainage pumps, since the wear parts are made of abrasion-resistant materials. The top discharge, flow-thru design provides maximum motor cooling efficiency allowing continuous operation at low water levels and extended dry-run capability. The slim design allows the pump to be placed in a confined space. The discharge direction is selectable between vertical and inclined, which prevents folding or bending of the discharge hose.

Selection Table

Model	Discharge Bore mm	Motor Output kW	Phase	Starting Method	Pole	Dry Weight kg
LB-480A	50	0.48	1-phase	Capacitor Run	2	11
LB-800A	50(80)	0.75	1-phase	Capacitor Run	2	13.7

● 80mm discharge bore available on special request.

Performance Curves



SPECIFICATIONS	Model	LB-480A	
		LB-A-series	
		0.48kW, 1-phase	

<p>Type of Pump Submersible automatic drainage pump for construction and foundation works, floodwater drainage, etc.</p> <p>Automatic Control Device Electrodes</p> <p>Type of Fluid Stormwater, groundwater, wash water, and sand-carrying water</p> <p>Temperature: 0 to 40°C</p> <p>Discharge Bore & Connection 50mm, Multi-directional Hose Coupling</p> <p>Motor Output 0.48kW</p> <p>Power Supply Single-phase</p> <p>Starting Method Capacitor Run</p> <p>Motor Continuous-duty rated, dry-type induction motor</p> <p>Insulation Class: E Degree of Protection: IP68</p> <p>No. of Poles & Speed (Synchronous Speed) 2-pole, 3000/3600min⁻¹ (50/60Hz)</p> <p>Power Supply Voltages & Rated Currents</p> <table border="0"> <tr> <td>50Hz</td> <td>60Hz</td> </tr> <tr> <td>220V – 3.1A</td> <td>110V – 6.1A</td> </tr> <tr> <td>230V – 2.9A</td> <td>220V – 3.0A</td> </tr> <tr> <td>240V – 2.7A</td> <td></td> </tr> </table> <p>Power Cable Sheath: PVC Standard Length: 5m 100 to 240V supply: 1 x 3 x 1.25mm², O.D. 10.1mm</p> <p>Dry Weight (excluding cable) 11kg</p>	50Hz	60Hz	220V – 3.1A	110V – 6.1A	230V – 2.9A	220V – 3.0A	240V – 2.7A		<p>Impeller Vortex impeller deigned for “high-gap structure”, made of urethane rubber</p> <p>Solids Passage 50Hz – ϕ6mm 60Hz – ϕ6mm</p> <p>Cable Entry with Anti-Wicking Block Watertight cable entry with strain-relief device. The anti-wicking block prevents water incursion due to capillary action should the power cable be damaged or the end submerged.</p> <p>Bearing Permanently lubricated, deep-groove, double-shielded C3 ball bearings</p> <p>Shaft 403 stainless steel</p> <p>Shaft Seal (Mechanical Seal) Furnished with a double-face mechanical seal located in oil chamber. Both upper and lower seal faces always run in a clean environment.</p> <p>Upper Seal Face: Ceramic + Carbon Lower Seal Face: SiC + Ceramic</p> <p>V-Ring Used as a “Dust Seal”, it protects the mechanical seal from abrasive particles.</p> <p>OIL LIFTER Equipped in oil chamber. It forcibly supplies lubricating oil to the mechanical seal and continues to supply the oil to the upper seal faces even if lubricant falls below the rated volume.</p> <p>Type of Lubricating Oil & Volume Turbine Oil (ISO VG32), 155ml</p> <p>Motor Protection Device A miniature thermal protector is embedded in winding of the motor. Directly cuts the motor circuit if excessive heat builds up in the motor.</p>
50Hz	60Hz								
220V – 3.1A	110V – 6.1A								
230V – 2.9A	220V – 3.0A								
240V – 2.7A									

<p>Optional Accessories</p> <p>Multi-directional Male Threaded Coupling 2 x Extension Probe</p>
--

SPECIFICATIONS	Model	LB-800A									
		LB-A-series 0.75kW, 1-phase									
<p>Type of Pump Submersible automatic drainage pump for construction and foundation works, floodwater drainage, etc.</p> <p>Automatic Control Device Electrodes</p> <p>Type of Fluid Stormwater, groundwater, wash water, and sand-carrying water</p> <p>Temperature: 0 to 40°C</p> <p>Discharge Bore & Connection 50mm, Multi-directional Hose Coupling (80mm discharge bore available on special request)</p> <p>Motor Output 0.75kW</p> <p>Power Supply Single-phase</p> <p>Starting Method Capacitor Run</p> <p>Motor Continuous-duty rated, dry-type induction motor</p> <p>Insulation Class: E Degree of Protection: IP68</p> <p>No. of Poles & Speed (Synchronous Speed) 2-pole, 3000/3600min⁻¹ (50/60Hz)</p> <p>Power Supply Voltages & Rated Currents</p> <table border="0"> <tr> <td>50Hz</td> <td>60Hz</td> </tr> <tr> <td>220V – 4.7A</td> <td>110V – 10.8A</td> </tr> <tr> <td>230V – 4.5A</td> <td>220V – 5.4A</td> </tr> <tr> <td>240V – 4.4A</td> <td></td> </tr> </table> <p>Power Cable Sheath: PVC Standard Length: 5m 200 to 240V supply: 1 x 3 x 1.25mm², O.D. 10.1mm 100 to 120V supply: 1 x 3 x 2.0mm², O.D. 10.9mm</p> <p>Dry Weight (excluding cable) 13.7kg</p>		50Hz	60Hz	220V – 4.7A	110V – 10.8A	230V – 4.5A	220V – 5.4A	240V – 4.4A		<p>Impeller Vortex impeller deigned for “high-gap structure”, made of urethane rubber</p> <p>Solids Passage 50Hz – ϕ6mm 60Hz – ϕ6mm</p> <p>Cable Entry with Anti-Wicking Block Watertight cable entry with strain-relief device. The anti-wicking block prevents water incursion due to capillary action should the power cable be damaged or the end submerged.</p> <p>Bearing Permanently lubricated, deep-groove, double-shielded C3 ball bearings</p> <p>Shaft 403 stainless steel</p> <p>Shaft Seal (Mechanical Seal) Furnished with a double-face mechanical seal located in oil chamber. Both upper and lower seal faces always run in a clean environment.</p> <p>Upper Seal Face: Ceramic + Carbon Lower Seal Face: SiC + Ceramic</p> <p>V-Ring Used as a “Dust Seal”, it protects the mechanical seal from abrasive particles.</p> <p>OIL LIFTER Equipped in oil chamber. It forcibly supplies lubricating oil to the mechanical seal and continues to supply the oil to the upper seal faces even if lubricant falls below the rated volume.</p> <p>Type of Lubricating Oil & Volume Turbine Oil (ISO VG32), 155ml</p> <p>Motor Protection Device A circle thermal protector built in the motor housing. Directly cuts the motor circuit if excessive heat builds up or an overcurrent condition occurs in the motor.</p>	
50Hz	60Hz										
220V – 4.7A	110V – 10.8A										
230V – 4.5A	220V – 5.4A										
240V – 4.4A											
<p>Optional Accessories</p> <p>Multi-directional Male Threaded Coupling 2 x Extension Probe</p>											
TSURUMI MANUFACTURING CO., LTD.											

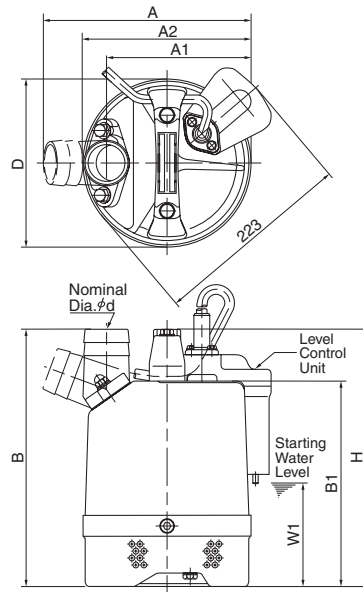
DIMENSIONS

Model

LB-480A & LB-800A

LB-A-series

50mm



Unit: mm

Model	d	A	A1	A2	B	B1	D	H	W1
LB-480A	50	233	162	189	—	228	187	286	115
LB-800A	50(80)	230	160	186	338	283	187	341	170