

Series: LSC	Discharge Bore: 25·50mm	Motor Output / Pole: 0.48·0.75kW / 2-pole
------------------------------	--	--



The LSC-series is a submersible single-phase portable residue drainage pump. The specially designed bottom plate enables the pump to drain down to 1mm water level. It has a swing check valve that prevents reverse-flow of the sucked water when the pump stops its operation. The rubber lined base plate protects the floor surface from scratching. Though the pump is a single-phase unit, it has the durability equivalent to three-phase drainage pumps, since the wear parts are made of abrasion-resistant materials. The top discharge, flow-thru design provides maximum motor cooling efficiency allowing continuous operation at low water levels and extended dry-run capability. The discharge direction is selectable between vertical and inclined, which prevents folding or bending of the discharge hose.

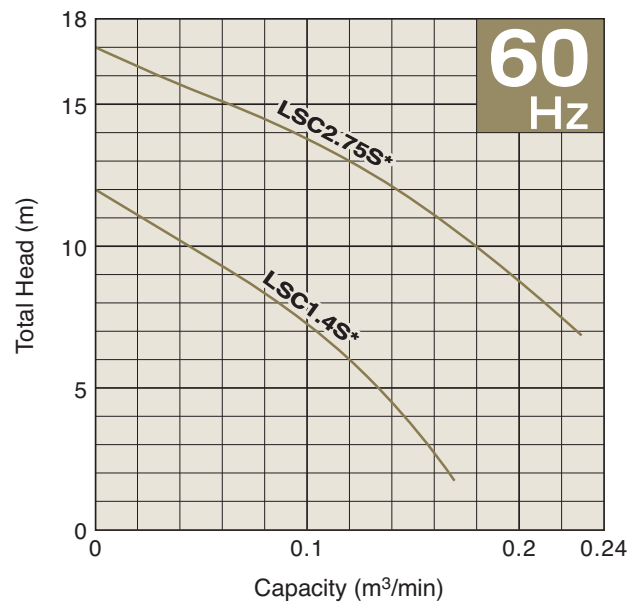
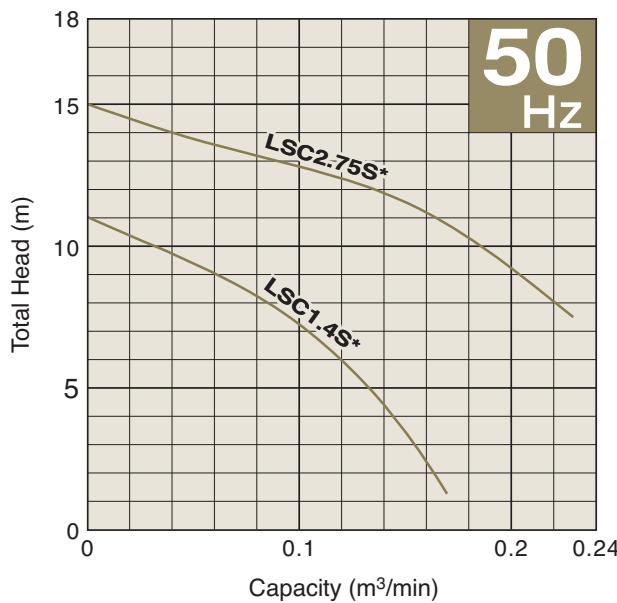
Selection Table

Model	Discharge Bore mm	Motor Output kW	Phase	Starting Method	Pole	Dry Weight kg
LSC1.4S	25	0.48	1-phase	Capacitor Run	2	12
LSC2.75S	50(25)	0.75	1-phase	Capacitor Run	2	15.2

● Discharge bore in parentheses available on special request.

Performance Curves

* The curve shows the pump performance while operating in a hanging condition without any restriction to the suction.



SPECIFICATIONS	Model	LSC1.4S									
		LSC-series									
		0.48kW, 1-phase									
<p>Type of Pump Submersible residue drainage pump for construction works, floodwater drainage, and cleaning works, etc.</p> <p>Type of Fluid Stormwater, groundwater, wash water, and sand-carrying water</p> <p>Temperature: 0 to 40°C</p> <p>Discharge Bore & Connection 25mm, Multi-directional Hose Coupling with Union</p> <p>Motor Output 0.48kW</p> <p>Power Supply Single-phase</p> <p>Starting Method Capacitor Run</p> <p>Motor Continuous-duty rated, dry-type induction motor</p> <p>Insulation Class: E Degree of Protection: IP68</p> <p>No. of Poles & Speed (Synchronous Speed) 2-pole, 3000/3600min⁻¹ (50/60Hz)</p> <p>Power Supply Voltages & Rated Currents</p> <table border="0"> <tr> <td>50Hz</td> <td>60Hz</td> </tr> <tr> <td>220V – 3.1A</td> <td>110V – 6.1A</td> </tr> <tr> <td>230V – 2.9A</td> <td>220V – 3.0A</td> </tr> <tr> <td>240V – 2.7A</td> <td></td> </tr> </table> <p>Power Cable Sheath: PVC Standard Length: 5m 100 to 240V supply: 1 x 3 x 1.25mm², O.D. 10.1mm</p> <p>Dry Weight (excluding cable) 12kg</p>	50Hz	60Hz	220V – 3.1A	110V – 6.1A	230V – 2.9A	220V – 3.0A	240V – 2.7A		<p>Impeller Vortex impeller deigned for “high-gap structure”, made of urethane rubber</p> <p>Cable Entry with Anti-Wicking Block Watertight cable entry with strain-relief device. The anti-wicking block prevents water incursion due to capillary action should the power cable be damaged or the end submerged.</p> <p>Bearing Permanently lubricated, deep-groove, double-shielded C3 ball bearings</p> <p>Shaft 403 stainless steel</p> <p>Shaft Seal (Mechanical Seal) Furnished with a double-face mechanical seal located in oil chamber. Both upper and lower seal faces always run in a clean environment.</p> <p>Upper Seal Face: Ceramic + Carbon Lower Seal Face: SiC + Ceramic</p> <p>V-Ring Used as a “Dust Seal”, it protects the mechanical seal from abrasive particles.</p> <p>OIL LIFTER Equipped in oil chamber. It forcibly supplies lubricating oil to the mechanical seal and continues to supply the oil to the upper seal faces even if lubricant falls below the rated volume.</p> <p>Type of Lubricating Oil & Volume Turbine Oil (ISO VG32), 155ml</p> <p>Motor Protection Device A miniature thermal protector is embedded in winding of the motor. Directly cuts the motor circuit if excessive heat builds up in the motor.</p>		
50Hz	60Hz										
220V – 3.1A	110V – 6.1A										
230V – 2.9A	220V – 3.0A										
240V – 2.7A											
<p>Optional Accessory</p> <p>Multi-directional Male Threaded Coupling</p>											
TSURUMI MANUFACTURING CO., LTD.											

SPECIFICATIONS	Model	LSC2.75S	
		LSC-series	
		0.75kW, 1-phase	

<p>Type of Pump Submersible residue drainage pump for construction works, floodwater drainage, and cleaning works, etc.</p> <p>Type of Fluid Stormwater, groundwater, wash water, and sand-carrying water</p> <p>Temperature: 0 to 40°C</p> <p>Discharge Bore & Connection 50mm, Multi-directional Hose Coupling with Union (25mm discharge bore available on special request)</p> <p>Motor Output 0.75kW</p> <p>Power Supply Single-phase</p> <p>Starting Method Capacitor Run</p> <p>Motor Continuous-duty rated, dry-type induction motor</p> <p>Insulation Class: E Degree of Protection: IP68</p> <p>No. of Poles & Speed (Synchronous Speed) 2-pole, 3000/3600min⁻¹ (50/60Hz)</p> <p>Power Supply Voltages & Rated Currents</p> <table border="0"> <tr> <td>50Hz</td> <td>60Hz</td> </tr> <tr> <td>220V – 4.7A</td> <td>110V – 10.8A</td> </tr> <tr> <td>230V – 4.5A</td> <td>220V – 5.4A</td> </tr> <tr> <td>240V – 4.4A</td> <td></td> </tr> </table> <p>Power Cable Sheath: PVC Standard Length: 5m 200 to 240V supply: 1 x 3 x 1.25mm², O.D. 10.1mm 100 to 120V supply: 1 x 3 x 2.0mm², O.D. 10.9mm</p> <p>Dry Weight (excluding cable) 15.2kg</p>	50Hz	60Hz	220V – 4.7A	110V – 10.8A	230V – 4.5A	220V – 5.4A	240V – 4.4A		<p>Impeller Vortex impeller deigned for “high-gap structure”, made of urethane rubber</p> <p>Cable Entry with Anti-Wicking Block Watertight cable entry with strain-relief device. The anti-wicking block prevents water incursion due to capillary action should the power cable be damaged or the end submerged.</p> <p>Bearing Permanently lubricated, deep-groove, double-shielded C3 ball bearings</p> <p>Shaft 403 stainless steel</p> <p>Shaft Seal (Mechanical Seal) Furnished with a double-face mechanical seal located in oil chamber. Both upper and lower seal faces always run in a clean environment.</p> <p>Upper Seal Face: Ceramic + Carbon Lower Seal Face: SiC + Ceramic</p> <p>V-Ring Used as a “Dust Seal”, it protects the mechanical seal from abrasive particles.</p> <p>OIL LIFTER Equipped in oil chamber. It forcibly supplies lubricating oil to the mechanical seal and continues to supply the oil to the upper seal faces even if lubricant falls below the rated volume.</p> <p>Type of Lubricating Oil & Volume Turbine Oil (ISO VG32), 155ml</p> <p>Motor Protection Device A circle thermal protector built in the motor housing. Directly cuts the motor circuit if excessive heat builds up or an overcurrent condition occurs in the motor.</p>
50Hz	60Hz								
220V – 4.7A	110V – 10.8A								
230V – 4.5A	220V – 5.4A								
240V – 4.4A									

Optional Accessory
Multi-directional Male Threaded Coupling

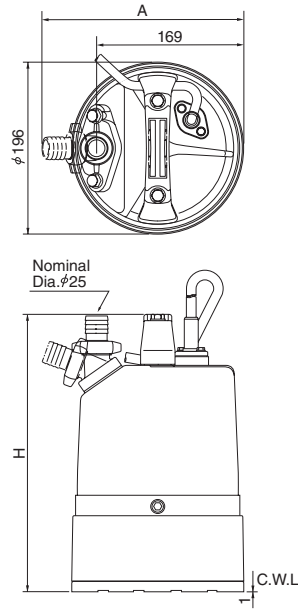
DIMENSIONS

Model

LSC1.4S to LSC2.75S

LSC-series

25·50mm



Unit: mm
C. W. L. : Continuous Running Water Level

Unit: mm

Model	d	A	H
LSC1.4S	25	231	316
LSC2.75S	50	236	371